

15 February 2024

Continuous Population Statistics (CPS) 1 January 2024. Provisional data

Main results

- The population of Spain increased by 85,870 during the fourth quarter of 2023, standing at 48,592,909 inhabitants on 1 January 2024.
- The main immigrant nationalities were Colombian, Venezuelan and Moroccan.
- The Autonomous City of Melilla (0.64%), Comunidad de Madrid (0.44%) and Comunitat Valenciana (0.41%) experienced the largest increases in population.

More information

- Resident population (www.ine.es/dyngs/INEbase/en/operacion.htm?c=Estadistica_C&cid=1254736177095&menu=resultados&idp=1254735572981#!tabs-1254736195796) and population in family dwellings (www.ine.es/dyngs/INEbase/en/operacion.htm?c=Estadistica_C&cid=1254736177095&menu=resultados&idp=1254735572981#!tabs-1254736195804).
- Households (www.ine.es/dyngs/INEbase/en/operacion.htm?c=Estadistica_C&cid=1254736177095&menu=resultados&idp=1254735572981#!tabs-1254736195805) and external migrations (www.ine.es/dyngs/INEbase/en/operacion.htm?c=Estadistica_C&cid=1254736177095&menu=resultados&idp=1254735572981#!tabs-1254736195797).
- Infographic (www.ine.es/infografias/infografia_poblacion.pdf).

The resident population in Spain increased by 85,870 in the fourth quarter, and stood at 48,592,909 inhabitants as of 1 January 2024. This is the highest-ever figure since records began.

In annual terms, estimated population growth was 507,548 people.

Evolution of the population in Spain

Year	Date	Resident population	Variation from previous quarter	Annual variation (%)
2021	1st January	47,400,798		
	1st April	47,356,065	-44,733	
	1st July	47,346,836	-9,229	
	1st October	47,424,595	77,759	
2022	1st January	47,486,727	62,132	0.18
	1st April	47,609,145	122,418	0.53
	1st July	47,781,354	172,209	0.92
	1st October	47,940,295	158,941	1.09
2023	1st January	48,085,361	145,066	1.26
	1st April	48,233,001	147,640	1.31
	1st July	48,373,336	140,335	1.24
	1st October	48,507,039	133,703	1.18
2024	1st January	48,592,909	85,870	1.06

Provisional data since 1 April 2023

Population by nationality and place of birth

Population growth in Spain was, almost entirely, due to the rise in people born abroad. This population—8,775,213—was more than that of Spanish nationality, due to the processes of acquiring Spanish citizenship.

Thus, the number of foreigners rose by 72,504 during the quarter, reaching 6,491,502. The population of Spanish nationality grew by 13,366.

Evolution of the population in Spain

Fourth quarter 2023

		Resident population 1st January 2024	Quarterly variation	
			Absolute	Relative (%)
TOTAL		48,592,909	85,870	0.18
Citizenship	Spanish	42,101,407	13,366	0.03
	Foreigner	6,491,502	72,504	1.13
Country of birth	Spain	39,817,696	-25,197	-0.06
	Foreign	8,775,213	111,067	1.28

Households

The number of households stood at 19,346,386 on 1 January 2024, with an increase of 45,560 during the fourth quarter 2023.

Evolution of the number of households in Spain

Year	Date	Number of households	Variation from previous quarter	Annual variation (%)
2021	1st January	18,539,223		
	1st April	18,595,527	56,304	
	1st July	18,668,644	73,117	
	1st October	18,749,037	80,393	
2022	1st January	18,821,499	72,462	1.52
	1st April	18,876,038	54,539	1.51
	1st July	18,951,473	75,435	1.51
	1st October	19,028,923	77,450	1.49
2023	1st January	19,102,518	73,595	1.49
	1st April	19,168,425	65,907	1.55
	1st July	19,236,874	68,449	1.51
	1st October	19,300,826	63,952	1.43
2024	1st January	19,346,386	45,560	1.28

Provisional data since 1 April 2023

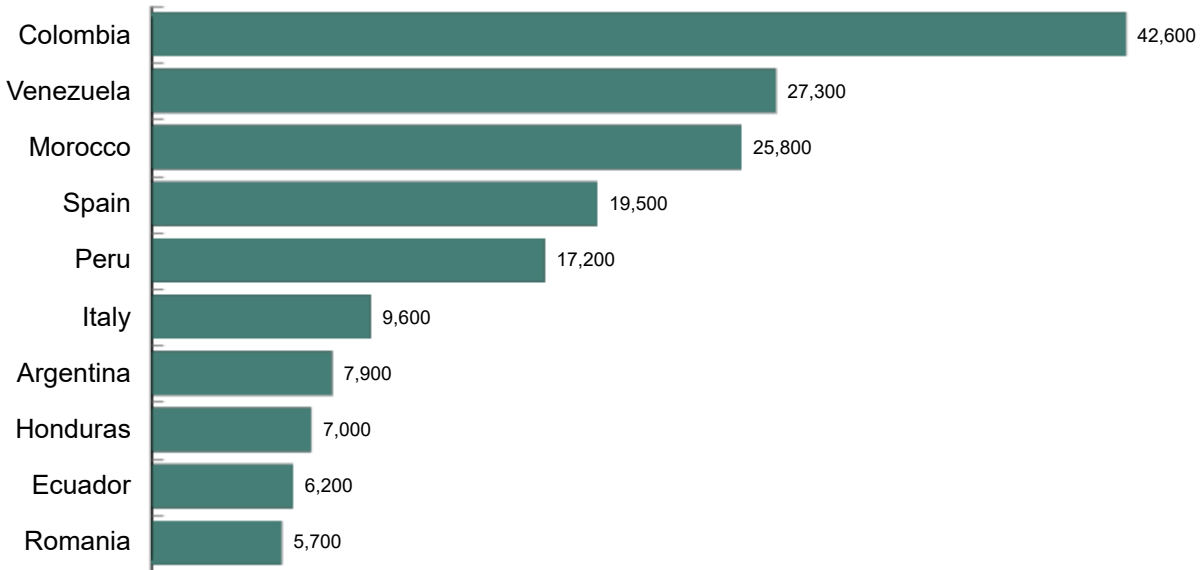
External migrations

The main nationalities of immigrants during the fourth quarter of 2023 were Colombian (with 42,600 arrivals in Spain), Venezuelan (27,300) and Moroccan (25,800).

On the other hand, the most numerous nationalities of emigrants were Spanish (with 10,400 departures), Moroccans (9,500) and Romanians (8,100).

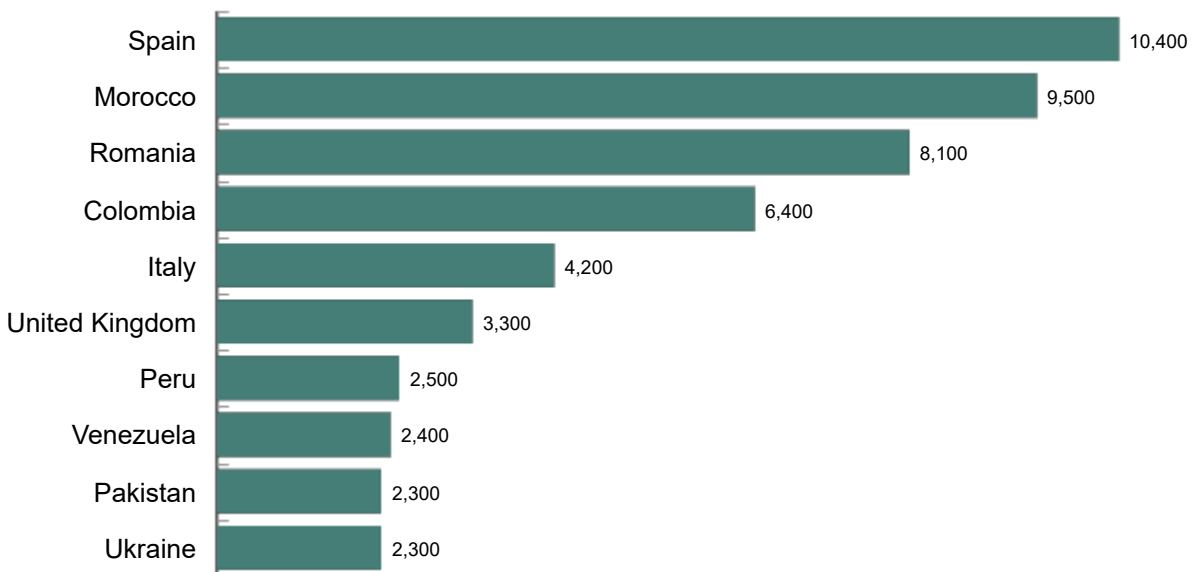
External migrations, main nationalities. Immigration

Fourth quarter 2023



External migrations, main nationalities. Emigration

Fourth quarter 2023



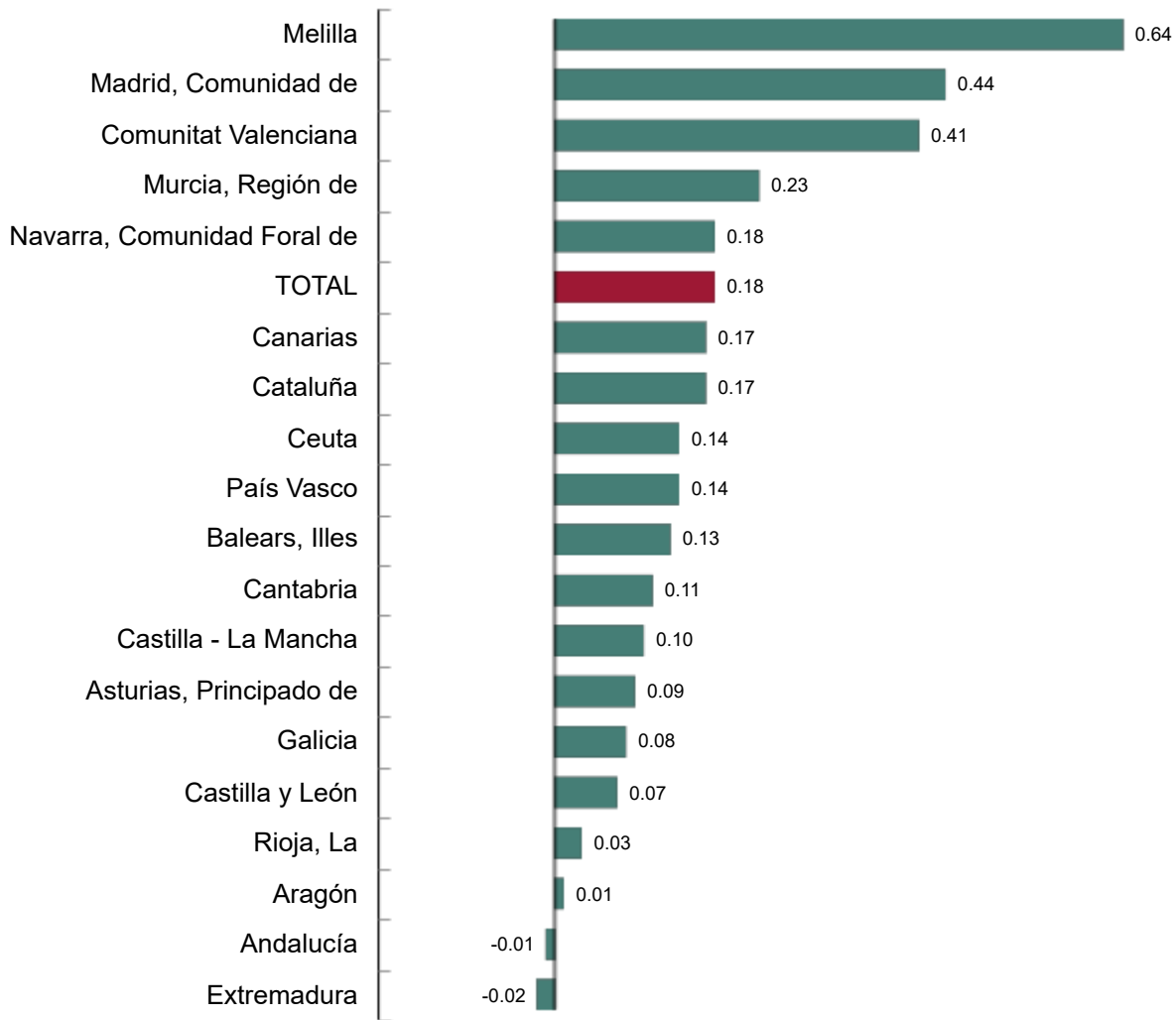
Current press release at: www.ine.es/dyngs/Prensa/en/ECP4T23.htm

Population by autonomous communities and cities

During the fourth quarter 2023, the population rose in all autonomous communities and cities, except in Andalucía and Extremadura. The greatest increases were registered in the Autonomous City of Melilla (0.64%), Comunidad de Madrid (0.44%) and Comunitat Valenciana (0.41%).

Population evolution by Autonomous Communities and Cities

Variation between the fourth and third quarters of 2023. Percentage



Current press release at: www.ine.es/dyngs/Prensa/en/ECP4T23.htm

Reviews and data updates

The data of the CPS are provisional until a new census is published. The resident population is updated with each population census, which is taken annually since 2021, while the population in family homes and households is updated when there is a new household census, which is scheduled to be performed multi-yearly.

Thus, this publication makes definitive the data on the resident populations as of 1 January 2023, after the publication of the 2022 and 2023 population censuses in December 2023.

All results of this operation are available on [INEBase \(www.ine.es/dyngs/INEbase/en/operacion.htm?c=Estadistica_C&cid=1254736177095&menu=resultados&idp=1254735572981\)](http://www.ine.es/dyngs/INEbase/en/operacion.htm?c=Estadistica_C&cid=1254736177095&menu=resultados&idp=1254735572981)

Methodological note

The purpose of the Continuous Population Statistics (CPS) is to provide a quantitative measurement of the population habitually resident in Spain, of the population resident in family dwellings and of the number of households. The population series are disaggregated by sex, year of birth, age, country of nationality and country of birth. The series of households are disaggregated by household and number of numbers.

The CPS always contains two types of data: **definitive** (until the latest published census), and **provisional** (since the last published census).

In addition, the CPS offers a first estimate of the external migrations detected during the quarter, for the main nationalities and countries of birth. These series will not be revised.

Type of operation: statistics based on official data (mainly the continuous municipal register) and on other operations that have already been performed, such as censuses.

Population scope: population residing in Spain, population residing in family dwellings and households.

Geographical scope: national, autonomous communities and cities, provinces and islands.

Reference period for the results: 1 January, 1 April, 1 July and 1 October each year.


Frequency of dissemination: quarterly.

For more information, you can access the [methodology \(www.ine.es/inebaseDYN/ecp30282/docs/meto_ECP.pdf\)](http://www.ine.es/inebaseDYN/ecp30282/docs/meto_ECP.pdf) and the [standardised methodological report \(www.ine.es/dynt3/metadatos/en/RespuestaDatos.html?oe=30282\)](http://www.ine.es/dynt3/metadatos/en/RespuestaDatos.html?oe=30282).

INE statistics are produced in accordance with the Code of Good Practice for European Statistics. More information on

[Quality at INE and Code of Best Practices \(www.ine.es/ss/Satellite?c=Page&p=1259943453642&pagename=MetodologiaYEstandares%2FINELayout&cid=1259943453642&L=1\)](http://www.ine.es/ss/Satellite?c=Page&p=1259943453642&pagename=MetodologiaYEstandares%2FINELayout&cid=1259943453642&L=1)

For further information see **INE base**

Official INE account on  @es_ine

All press releases at: www.ine.es/en/prensa/prensa_en.htm

 Press office: (+34) 91 583 93 63 / 94 08 – gprensa@ine.es

 Information area: (+34) 91 583 91 00 – www.ine.es/infoine/?L=1