

22 December 2023

Spanish Tourism Satellite Account
2016-2022 Series

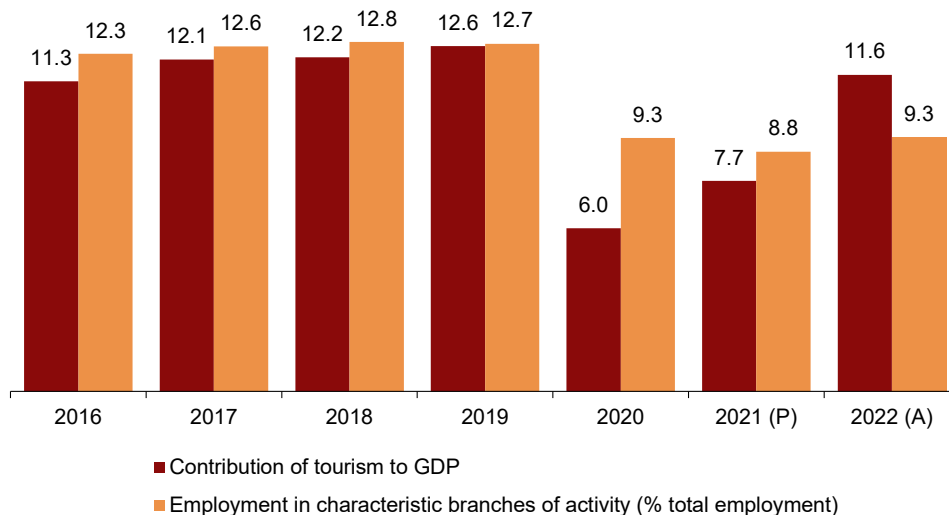
Tourism activity reached 155,946 million euros in 2022, 11.6% of GDP, which was 3.9 points higher than in 2021

The characteristic tourism branches generated more than 1.9 million jobs, representing 9.3% of total employment

The Gross Domestic Product (GDP) associated with tourism, measured through final tourism demand, reached 155,946 million euros in 2022. This figure accounted for 11.6% of GDP, an increase of 3.9 points over 2021.

On the other hand, employment in the characteristic economic branches of tourism reached 1.9 million jobs. This represented 9.3% of total employment in the economy, five tenths more than in 2021.

Contribution of tourism activity to GDP and employment
Percentage

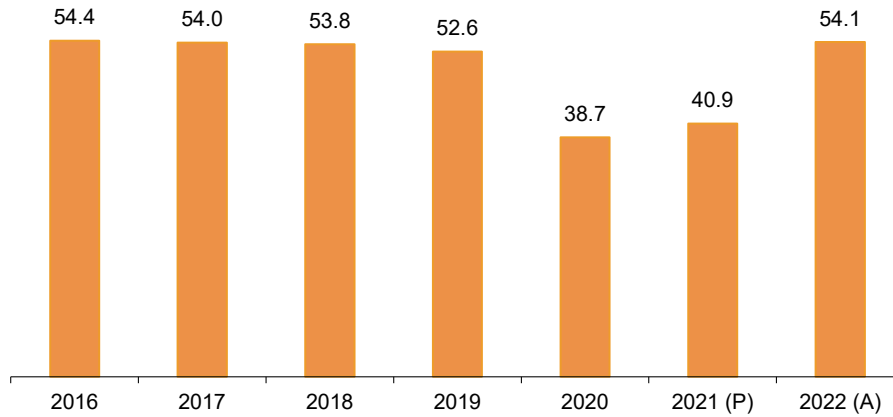


(P) Provisional estimate, (A) Preview estimate

In 2022, the component with the greatest weight in domestic tourism consumption was inbound tourism spending, with 54.1% of the total, 13.2 points more than in the previous year.

Contribution of inbound tourism spending to domestic tourism consumption

Percentage

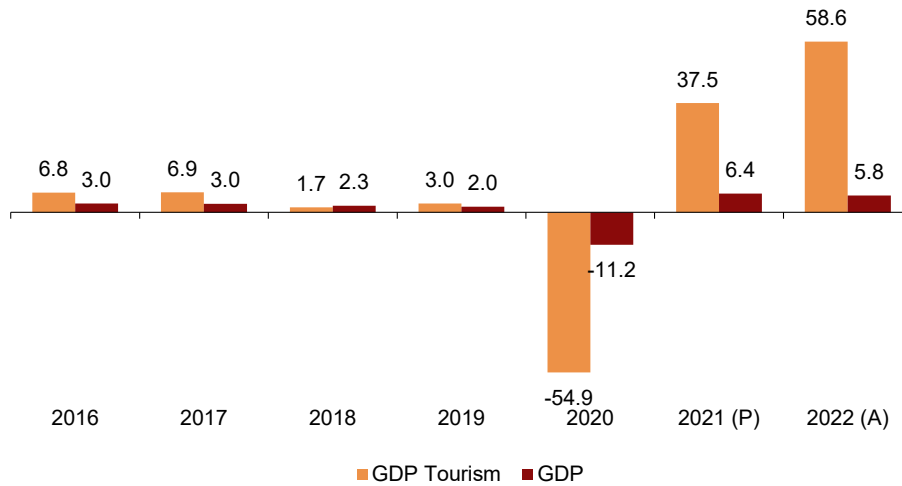


(P) Provisional estimate, (A) Preview estimate

The final demand associated with tourism increased by 58.6%, in terms of volume, in 2022.

Variation rates of the economy's GDP and of tourism GDP

Percentage



(P) Provisional estimate, (A) Preview estimate

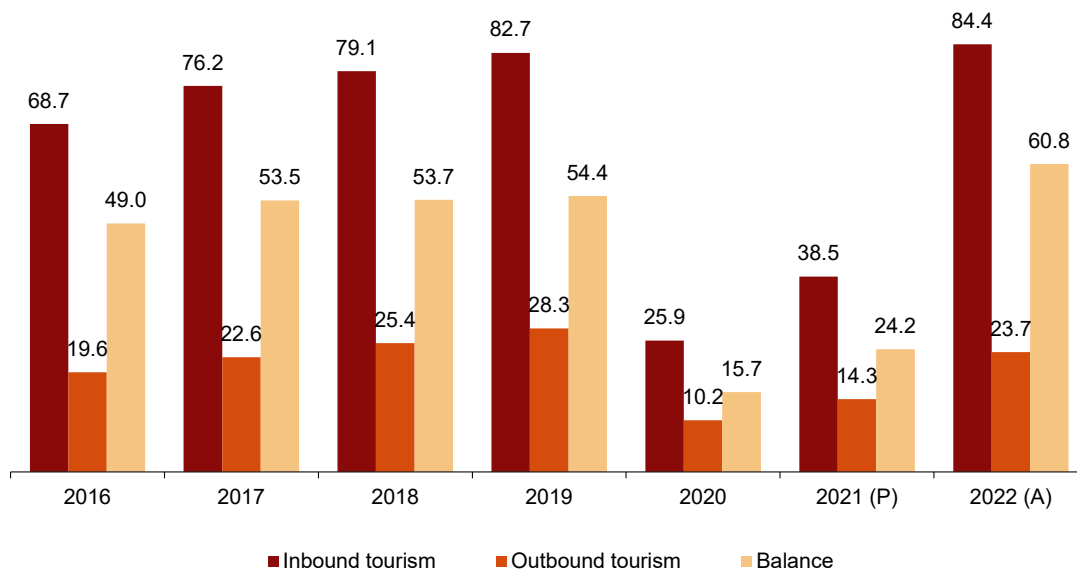
Contribution of tourism to the Spanish economy

	2015	2016	2017	2018	2019	2020	2021(P)	2022 (A)
Current prices: Millions of euros								
Internal tourism expenditure		115,709.2	127,895.6	132,255.3	138,622.6	56,533.8	91,735.1	146,354.5
Internal tourism consumption		131,668.9	145,963.0	151,910.4	158,577.8	69,664.0	107,736.2	168,024.3
Gross value added of tourism industries (GVATI) *		221,584.8	230,996.4	238,930.8	247,454.6	191,237.2	212,836.2	
Tourism direct gross value added (TDGVA) *		64,860.7	71,127.0	74,857.1	56,588.3	54,278.3	64,490.8	
Tourism direct gross domestic product (TDGDP) *		72,783.1	77,015.5	60,670.7	63,170.9	56,592.8	67,242.9	
Tourism gross domestic product	119,185.4	126,304.8	141,053.4	147,074.7	157,355.0	66,868.9	94,127.5	155,946.0
Current prices: Percentage regarding GDP								
Tourism direct gross domestic product (TDGDP) *		6.5	6.6	5.0	5.1	5.1	5.5	
Tourism gross domestic product	11.1	11.3	12.1	12.2	12.6	6.0	7.7	11.6
Constant prices: Chain-linked value indices (reference year 2015 = 100)								
Tourism gross domestic product	100.0	106.8	114.2	116.2	119.7	54.0	74.2	117.7
Thousands of jobs								
Tourism employment	2,324.1	2,421.5	2,541.9	2,629.2	2,673.8	1,747.4	1,778.9	1,955.4
% total employment								
Tourism employment	12.1	12.3	12.6	12.8	12.7	9.3	8.8	9.3

* Not available data in preview estimate

Comparison of inbound and outbound tourism consumption

Current prices. Billion euros



(P) Provisional estimate, (A) Preview estimate

Data reviews and updates

Coinciding with today's publication, INE has updated the data of the Tourism Satellite Account for 2020 and 2021. The results are available at INEBase.

Methodological note

The Tourism Satellite Account of Spain (TSA) is a statistical synthesis made up of a set of accounts and tables, which is based on the methodological principles of the national accounts, and presents the different economic parameters of tourism in Spain, for a given reference date. Due to the close relationship between the TSA and the Spanish National Accounts, the statistical revision of the latter has led to a similar process in the TSA.

The TSA basically comprises three types of elements:

- Accounts and supply charts, in which the aim is to define the production and cost structure of tourism companies.
- Demand tables, in which the aim is to characterise, from an economic point of view, the different types of tourists, national tourism versus international tourism, the type of goods and services demanded, etc.
- Tables that link supply and demand, providing integrated measures of tourism's contribution to the economy through macro variables such as GDP, production and employment.

For further information, the methodology can be accessed at:

https://www.ine.es/metodologia/t35/notametneg_rev19.pdf

And the standardised methodological report at:

<https://www.ine.es/dynt3/metadatos/es/RespuestaDatos.html?oe=30027>

INE statistics are produced in accordance with the Code of Good Practice for European Statistics, which is the basis for the institution's quality policy and strategy. For more information, see the section on [Calidad en el INE y Código de Buenas Prácticas](#) on the INE website.

For further information see **INEbase**: www.ine.es/en/ Twitter: [@es_ine](https://twitter.com/es_ine)

All press releases at: www.ine.es/en/prensa/prensa_en.htm

Press office: Telephone numbers: (+34) 91 583 93 63 /94 08 – gprensa@ine.es

Information Area: Telephone number: (+34) 91 583 91 00 – www.ine.es/infoine/?L=1
