

25 September 2023

**Conviction Statistics: Adults / Conviction Statistics: Minors (CSA / CSM)  
Year 2022**

**The number of adults convicted by sentence increased by 9.4% in 2022, while that of minors grew by 3.2%**

**The most frequent offences were related to road safety (25.2% of the total), theft (17.1%) and injuries (13.6%)**

**The number of adults convicted of sexual offences increased by 0.2%, while that of minors increased by 14.1%**

**Adults convicted by final judgement registered in the Central Register of Convicted Persons<sup>1</sup>**

In 2022, 308,624 convicted adults (18 years of age and over) were entered in the registry, representing 9.4% more than the previous year.

In 2022, 81.0% of convicted persons were men and 19.0% were women. The number of men registered increased by 9.7% and that of women by 8.0%.

**Convicted adults by sex. 2018-2022 Series**

Absolute values and variation rates

|              | Year 2018      | Year 2019      | Year 2020      | Year 2021      | Year 2022      | Variation rate<br>2022/2021 |
|--------------|----------------|----------------|----------------|----------------|----------------|-----------------------------|
| Men          | 227,211        | 227,722        | 178,256        | 227,789        | 249,861        | 9.7                         |
| Women        | 59,426         | 59,209         | 43,181         | 54,421         | 58,763         | 8.0                         |
| <b>Total</b> | <b>286,637</b> | <b>286,931</b> | <b>221,437</b> | <b>282,210</b> | <b>308,624</b> | <b>9.4</b>                  |

The rate of convicted persons per 1,000 inhabitants aged 18 and over was 7.8. For men it was 13.1 and for women 2.9.

<sup>1</sup> The Central Register of Convicted Persons contains information on final convictions handed down by criminal courts and tribunals.

By age, the highest value was reached in the age groups 21 to 30 years, with a rate of 16.3 per 1,000 inhabitants).

## Convicted adults by sex and age group

Rates per 1,000 inhabitants aged 18 years old and over

|       | From 18 to<br>20 years old | From 21 to<br>20 years old | From 31 to<br>40 years old | From 41 to<br>50 years old | From 51 to<br>60 years old | From 61 to<br>70 years old | 70 years old<br>and over |
|-------|----------------------------|----------------------------|----------------------------|----------------------------|----------------------------|----------------------------|--------------------------|
| Men   | 25.0                       | 25.8                       | 23.0                       | 14.3                       | 8.0                        | 3.5                        | 1.1                      |
| Women | 6.8                        | 6.4                        | 5.3                        | 3.3                        | 1.8                        | 0.8                        | 0.2                      |
| Total | 16.2                       | 16.3                       | 14.1                       | 8.8                        | 4.9                        | 2.1                        | 0.6                      |

Most of the people convicted in 2022 had Spanish nationality (74.6%). Nevertheless, considering the rate per 1,000 inhabitants aged 18 years and over, the rate of foreign persons (17.1) was 2.6 times higher than those of Spanish nationality (6.6).

Out of the total convicted persons, 77.1% were convicted for a single crime and 22.9% for more than one.

## Registered crimes and their typology

In 2022, 426,416 crimes committed were registered, 3.8% more than the previous year. According to their typology, those with the greatest incidence were *crimes against road safety* (25.2% of the total), crimes relating to *injuries* (17.1%) and *theft* (13.6%).

The average number of offences per convicted person was 1.4.

Of the total number of crimes committed, 90.7% were in the degree of consummation and 8.7% in the degree of attempt.

## Convicted adults and offences by place of conviction

Andalusia was the autonomous community where the most convicted persons were registered (19.4% of the total). This was followed by Cataluña (16.4%) and Comunitat Valenciana (12.5%).

The autonomous cities of Melilla (14.3) and Ceuta (13.6) and Illes Balears (9.3) registered the highest rates of registered convicts per 1,000 inhabitants aged 18 years and over.

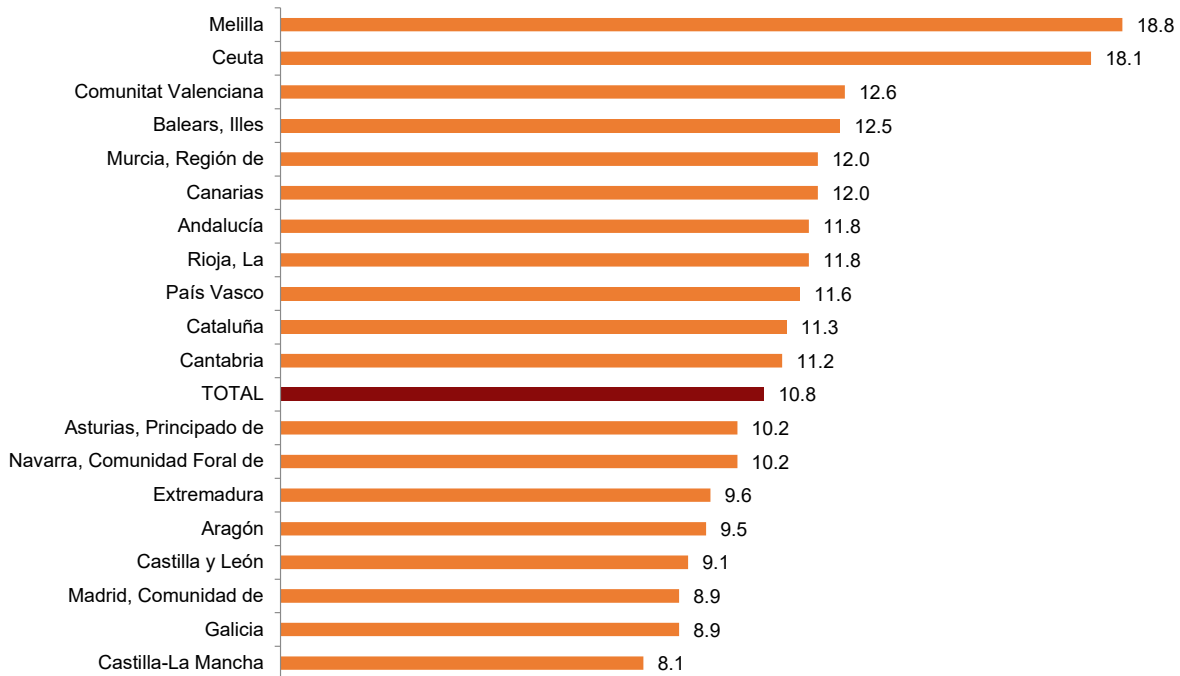
For their part, Castilla-La Mancha (6.2), Galicia (6.4), and Castilla y León ( 6.5) recorded the lowest figures.

In terms of crimes committed by convicted persons per 1,000 inhabitants aged 18 years and over, the autonomous cities of Melilla (18.8) and Ceuta (18.1), and Comunitat Valenciana (12.6) registered the highest rates.

By contrast, Castilla-La Mancha (8.1), and Galicia and Comunidad de Madrid (both 8.9), recorded the lowest figures.

**Crimes committed by autonomous communities and cities (place of conviction).  
Year 2022**

Rates per 1,000 inhabitants aged 18 years and over



**Minors convicted by final judgement registered in the Central Register for Criminal Responsibility of Minors<sup>2</sup>**

In 2022, a total of 14,026 convicted minors (aged 14 to 17 years old) were registered, indicating an increase of 3.2%, as compared with the previous year.

80.1% of convicted minors were men and 19.9% were women. The number of men registered increased by 2.0% and that of women by 8.2%.

**Convicted minors, by sex. 2018-2022 Series**

Absolute values and variation rates

|       | Year 2018 | Year 2019 | Year 2020 | Year 2021 | Year 2022 | Variation rate<br>2022/2021 |
|-------|-----------|-----------|-----------|-----------|-----------|-----------------------------|
| Men   | 10,753    | 11,160    | 9,082     | 11,016    | 11,235    | 2.0                         |
| Women | 2,911     | 2,952     | 2,156     | 2,579     | 2,791     | 8.2                         |
| Total | 13,664    | 14,112    | 11,238    | 13,595    | 14,026    | 3.2                         |

The rate of convicted minors per 1,000 inhabitants aged 14 to 17 years old was 6.8. For men it was 10.6 and for women 2.8.

By age, the 17-year-old age group had the highest rate (8.7).

<sup>2</sup> The Central Register for Criminal Responsibility of Minors contains information regarding final convictions imposed on minors by the Juvenile Courts.

## Convicted minors, by sex and age

Rates per 1,000 inhabitants 14 to 17 years old

|       | 14 years old | 14 years old | 14 years old | 14 years old |
|-------|--------------|--------------|--------------|--------------|
| Men   | 6.9          | 9.6          | 11.9         | 14.0         |
| Women | 2.5          | 2.8          | 3.0          | 3.0          |
| Total | 4.8          | 6.3          | 7.6          | 8.7          |

The majority of the convicted minors had Spanish nationality (79.3%). Nevertheless, the rate per 1,000 inhabitants ages 14 to 17 was slightly more than double for foreign nationals (14.3) than for Spanish nationals (6.0).

Of the total convicted minors, three out of every five (61.1%) carried out just one criminal offence and two in five (38.9%) carried out more than one.

## Criminal offences and their typology

In 2022, a total of 25,822 criminal offences committed by minors were registered, 2.0% less than the previous year. All of them were crimes.

By type of crime, the highest incidence were *injuries* (31.4% of the total), *robberies* (17.5%) and *threats* (8.6%).

## Convicted minors and criminal offences by place of sentence

Andalusia was the community with the most convicted minors recorded in the Registry, with 19.0% of the total. It was followed by Comunitat Valenciana (13.3%) and Comunidad de Madrid (12.2%).

The autonomous cities of Melilla and Ceuta (with 39.0 and 32.5, respectively) and Illes Balears (with 12.0), registered the highest rates of minors aged 14-17 years convicted per 1,000 inhabitants in the same age group.

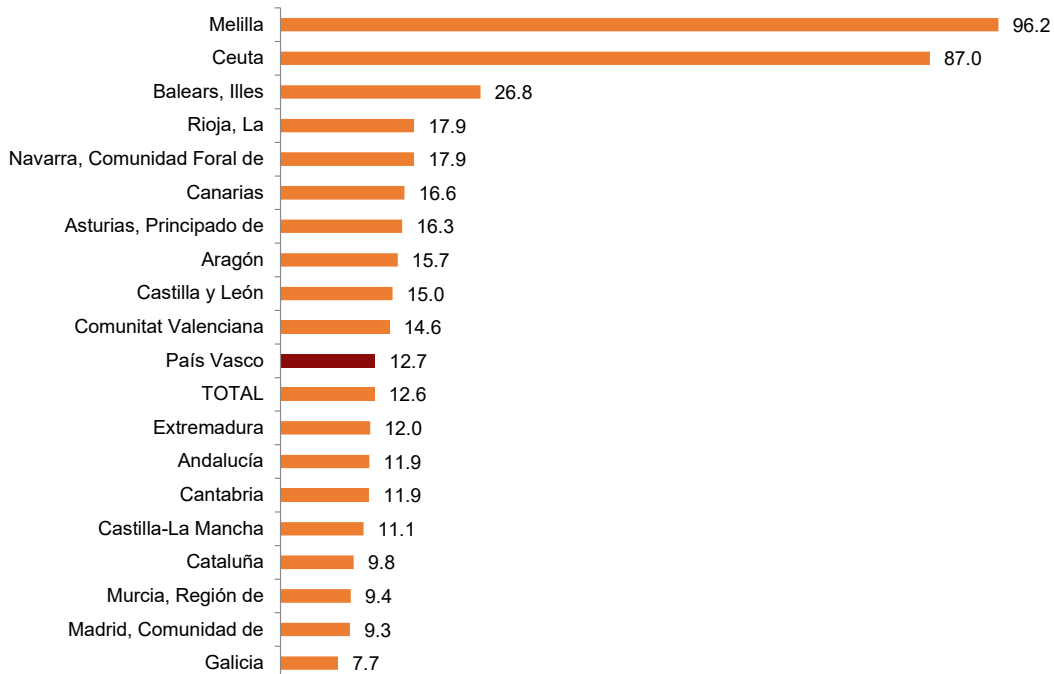
On the other hand, Galicia (4.3), Cataluña (4.8) and País Vasco (5.7) presented the lowest values.

In terms of criminal offences committed by minors, per 1,000 inhabitants aged 14 to 17 years old, the autonomous cities of Melilla and Ceuta (with 96.2 and 87.0, respectively) and Illes Balears (26.8), registered the highest rates.

On the other hand, Galicia (7.7), Comunidad de Madrid (9.3) and Región de Murcia (9.4) presented the lowest values.

**Crimes committed by autonomous communities and cities (place of conviction).  
Year 2022**

Rates per 1,000 inhabitants 14 to 17 years old



**Convicted persons registered in the Central Register of Sex Offenders<sup>3</sup>**

In 2022, 3,201 adults were convicted of sexual crimes<sup>4</sup>, which was 0.2% more than the previous year. 97.0% were men and 3.0% were women.

In the case of minors, 501 were convicted of sexual crimes, 14.1% more than the previous year. 97.0% were men and 3.0% were women.

Adults committed 3,835 crimes, 3.2% less than in 2021. Of this total, 762 were considered *sexual abuse and assault of minors under 16 years of age*, 1,458 as *sexual abuse*, and 462 as *sexual assault*, of which 46 were considered *rape*.

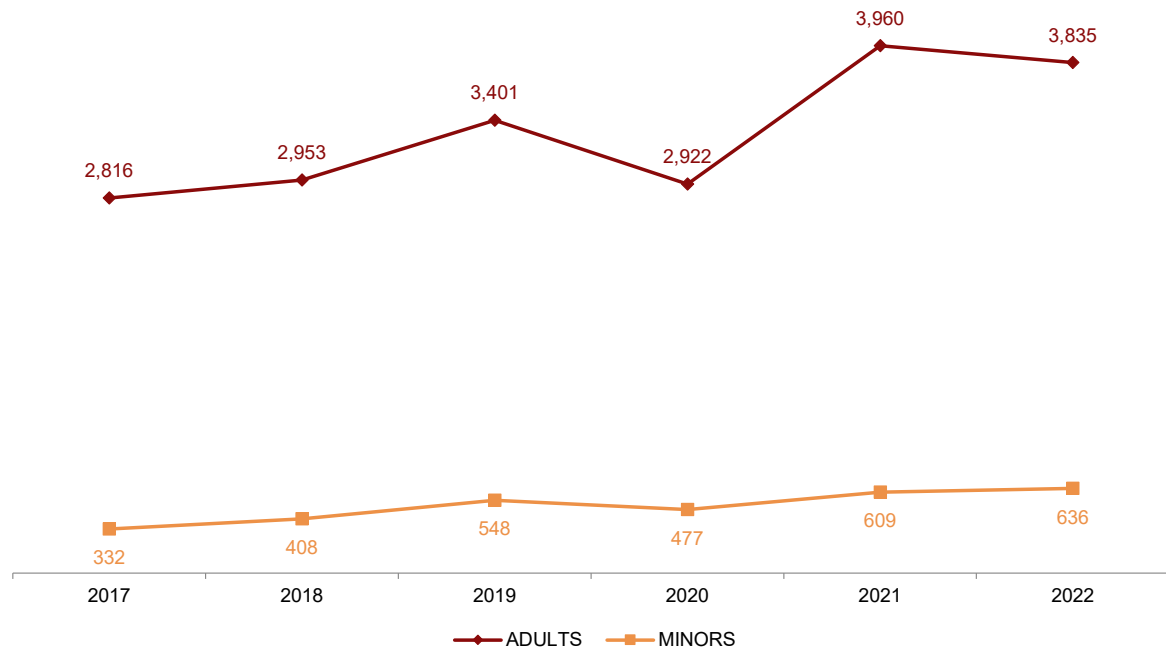
For their part, minors committed 636 crimes, 4.4% more than in 2021. Of this total, 389 were considered *sexual abuse and assault of minors under 16 years of age*, 134 as *sexual abuse*, and 27 as *sexual assault*, of which four were considered *rape*.

<sup>3</sup> The Central Register of Sex Offenders contains information on those convicted by final judgement of any offence classified as sexual under the terms set out in articles 8 and 9 of Royal Decree 95/2009 of 6 February.

<sup>4</sup> The classification used corresponds to that established by the Penal Code in the titles 7 bis and 8.

**Sex crimes committed by adults and minors. 2017-2022 Series**

Absolute Values



**Sex crimes committed by adults and minors, according to type of crime**

Absolute Values

|  | Adults       | Minors     |
|--|--------------|------------|
| <b>TOTAL</b>   | <b>3,835</b> | <b>636</b> |
| Slave trade (with the purpose of sexual exploitation)            | 50           | 0          |
| Against sexual liberty and indemnity                             | 3,785        | 636        |
| Sexual assaults  | 508          | 31         |
| Sexual assault   | 462          | 27         |
| Rape   | 46           | 4          |
| Sexual abuse   | 1,458        | 134        |
| Sexual abuses and assaults against minors less than 16 years old | 762          | 389        |
| Sexual harassment  | 81           | 2          |
| Exhibitionism and provocation                                    | 377          | 19         |
| Prostitution and grooming  | 599          | 61         |

**Data reviews and updates**

The data published today is final and is not subject to further revision. All results are available on INEBase.

## Methodological note

Conviction Statistics: Adults and Conviction Statistics: Minors, are prepared under the Collaboration Agreement signed between the Ministry of Justice and the National Institute of Statistics (INE) on 3rd July, 2007, updated and renewed on 21st November, 2017.

The aim of both statistics is to provide detailed information on convicted adults, using confirmed sentencing, crimes committed and sentences imposed at the national, regional and provincial levels broken down by sex, age and nationality; as well as on convicted minors, criminal offences committed and measures imposed, also at the national, regional and provincial levels and broken down by sex, age and nationality.

The Penal Code reform in July 2015, in the case of adults, eliminated misdemeanours, turning them into minor crimes, meaning that the increase in the number of convicted persons and in the number of penalties is due in part to the inclusion of these new crimes. This should be taken into account when interpreting time variations in the data.

In addition, as of 2017, more detailed information on sexual offences has been provided for both adults and minors.

**Type of operation:** annual continuous statistics.

**Population scope:** all persons aged 18 years and over, or 14 to 17 years, convicted by final judgement and registered, respectively, in the Central Register of Convicted Persons, in the Central Register for Criminal Responsibility of Minors and in the Central Register of Sex Offenders, during the reference period.

**Geographical scope:** the entire national territory.

**Reference period for the results:** the calendar year.

**Reference period of the information:** date of entry in the Register.

**Collection method:** statistical use of an administrative register.

For further information, please consult the [methodology](#) and [standardized methodological report](#) of Convicted Adults, and the [methodology](#) and [standardized methodological report](#) of Convicted Minors.

INE statistics are produced in accordance with the Code of Good Practice for European Statistics, which is the basis for the institution's quality policy and strategy. For more information, see the section Quality at INE and the Code of Best Practices on the INE website.

---

For further information see **INEbase:** [www.ine.es/en/](http://www.ine.es/en/) Twitter: [@es\\_ine](https://twitter.com/es_ine)

All press releases at: [www.ine.es/en/prensa/prensa\\_en.htm](http://www.ine.es/en/prensa/prensa_en.htm)

**Press office:** Telephone numbers: (+34) 91 583 93 63 /94 08 – [gprensa@ine.es](mailto:gprensa@ine.es)

**Information Area:** Telephone number: (+34) 91 583 91 00 – [www.ine.es/infoine/?L=1](http://www.ine.es/infoine/?L=1)

---