

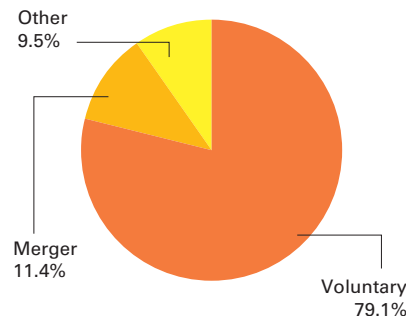
Mercantile companies. 2022

Provisional data

	Number	Subscribed capital (millions of euros)	Annual variation (%)
Incorporated*	99,067	5,188	-2.1
Joint stock company	433	283	3.6
Limited company	98,616	4,901	-2.1
That increased their capital	29,024	19,725	-0.7
Joint stock company	1,426	4,254	3.3
Limited company	27,577	15,464	-0.9
Dissolved	26,207		10.1

*The general total includes general and limited partnerships.

Mercantile companies dissolved by type of dissolution. 2022



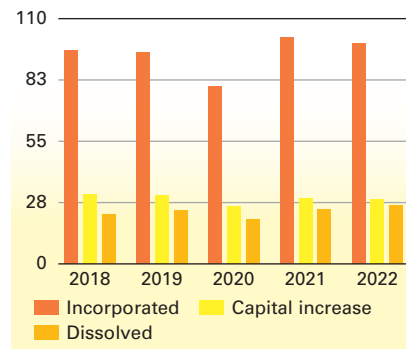
A total of 3.6% more joint stock companies created

In 2022, 99,067 new mercantile companies were formed, according to provisional data from the Mercantile Companies Statistics, 2.1% less than the previous year. Joint stock companies increased by 3.6%, although they represent less than 0.5% of the total

Dissolved companies, in turn, increased by 10.1%. Most of these dissolutions were voluntary (79.1% of the total), while 11.4% were due to a merger.

Mercantile companies

Thousands

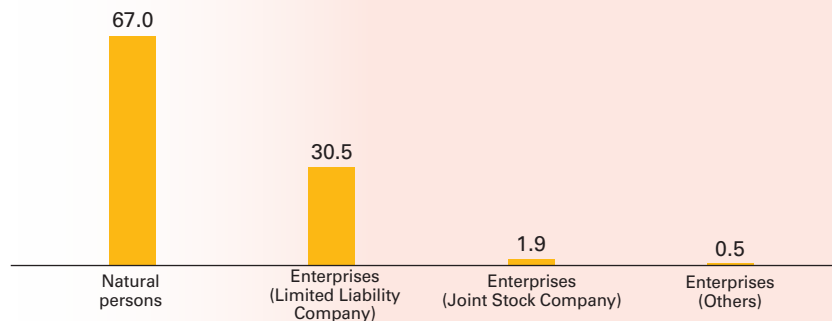


There was a 32.6% rise in bankrupt debtors among natural persons

The number of insolvent debtors in 2022 was 14,424, through accumulation of the year's four quarters. This according to data from the Bankruptcy Procedure Statistics of the General Council of the Judiciary. This figure was 19.8% higher than in 2021.

Among insolvent debtors, 9,669 are natural persons with or without business activity, which represents an increase of 32.6% compared to the previous year.

Bankrupt debtors according to legal nature. 2022 (%)



Source: General Council of the Judiciary

