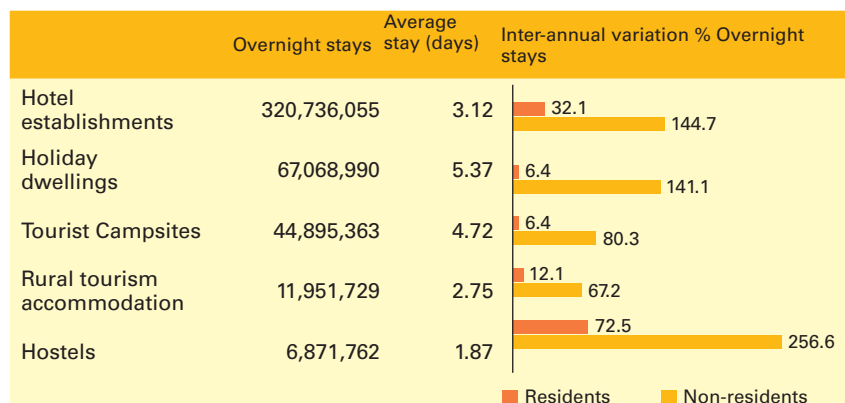


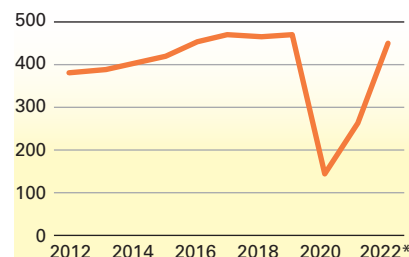
Tourist accommodations. Main results of the demand. 2022

Provisional data



Overnight stays at tourist accommodations

Million



* Provisional data.

The tourism sector leaves the pandemic behind

Overnight stays in collective tourist accommodation exceeded 451.5 million in 2022, with an increase of 73.9% compared to the previous year. Resident overnight stays grew by 23.7%, and those of non-residents by 137.7%.

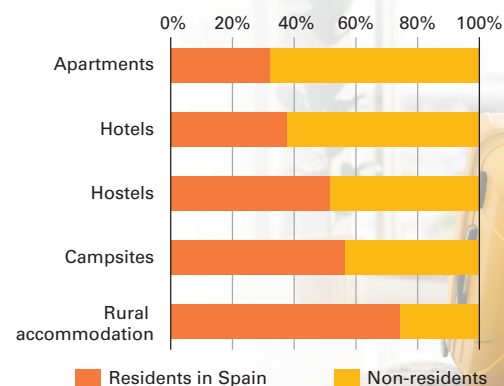
71.0% of the total number of nights spent by travellers in this type of establishment corresponded to hotels, which had a majority of residents for the second year in a row, just like the years before the pandemic.

The main countries of origin of non-resident tourism were the United Kingdom (26.2% of total overnight stays by non-residents), Germany (17.5%) and France (9.8%).

The Canarias are the preferred destination, with 89.4 million overnight stays. Cataluña and Andalucía followed (with 79.9 and 67.7 million, respectively).

Overnight stays according to traveller residence and type of accommodation. 2022

(% of the total of each type)



Overnight stays at tourist accommodations. 2021

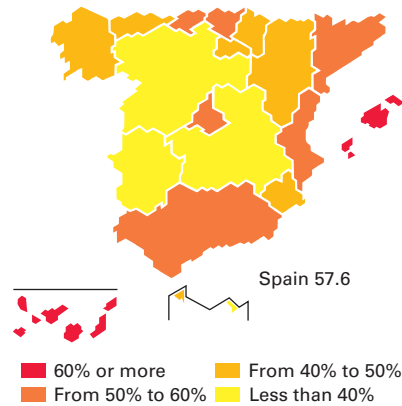
Million

	Million
European Union	1,831.8
France*	324.4
Italy	289.2
Germany	266.1
Spain	259.6
Netherlands	101.1
Greece	73.9
Croatia	70.2
Austria	66.7
Poland	62.8
Sweden	50.0
Portugal	42.4
Czechia	31.9
Belgium	29.2
Denmark	28.6
Romania	20.7
Bulgaria	17.6
Finland	17.5
Hungary	17.4
Ireland*	14.9
Slovenia	11.2
Cyprus	9.7
Slovakia	7.9
Lithuania	5.5
Malta	4.6
Estonia	4.0
Latvia	2.4
Luxembourg	2.1

* Estimated data.

Source: Eurostat

Hotel occupancy rate (by bed-places). 2022
(%)



Tourist accommodations. Main results of the supply. 2022
Provisional data. Annual averages

	Est. open establish. ¹	Estimated average bed-places	Occupancy rate by bed-places ²	Inter-annual variation % Bed-places offered
Hotel establishments	14,020	1,483,786	57.56	38.9
Holiday dwellings	128,098	483,536	37.54	18.4
Tourist Campsites	800	497,698	43.65	7.4
Rural tourism accommodation	16,416	158,547	20.44	10.7
Hostels	1,145	64,165	29.23	36.7

1. For tourist apartments, this refers to estimated apartments.
2. For campsites, this refers to the occupancy rate by pitches.

Main tourist sites* in hotels. 2022
Overnight stays (thousands)

Mallorca Island	43,055.9
Tenerife Island	24,167.8
Barcelona	20,781.7
Costa del Sol	18,464.2
Grand Canary Island	17,137.8

Main tourist sites* in apartments. 2022
Overnight stays (thousands)

Tenerife Island	8,009.6
Grand Canary Island	7,264.3
Costa Blanca	7,161.0
Lanzarote Island	6,324.7
Costa del Sol	5,201.8

* Group of municipalities where the tourist influx is specially focused.

The islands, the main tourist attraction

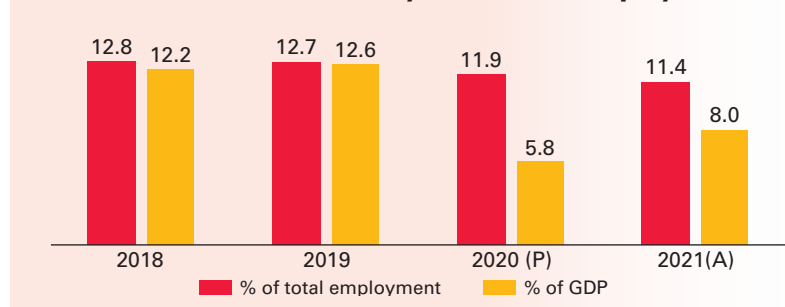
During 2022, the number of bed-places offered in hotels increases by 38.9% compared to the previous year, with an average occupancy of 57.6%. Illes Balears and the Canarias registered the highest average occupancy rates in these establishments, with 74.2% and 68.1%, respectively.

As with hotels, the supply of bed-places in other tourist accommodations also rose, highlighting the hostels with 36.7% more bed-places.

Mallorca and Tenerife Islands are the tourist sites with the most hotel and apartment overnight stays, respectively.

According to advanced data from the Account of Culture in Spain, tourism contributed 97,126 million euros in 2021, 8.0% of GDP, 2.2% more than in 2020.

Contribution of tourism activity to GDP and employment (%)



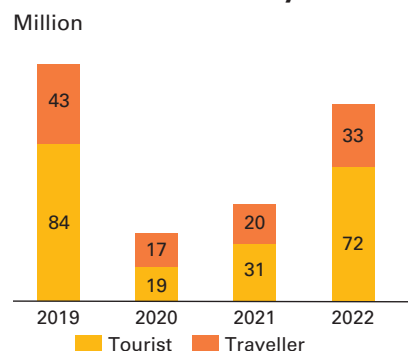
International tourism continues to recover

During 2022, 71.6 million international tourists visited Spain, a number that is 129.5% higher than in 2021, and 14.3% lower than in 2019, according to the Tourist Movement on Borders Survey. Meanwhile, the number of same-day visitors (visitors without overnight stays) increased 61.5%, reaching 33.0 million.

Total expenditure made by non-resident tourists visiting Spain in 2022 came to 87,061 million euros according to the Tourist Expenditure Survey, representing an increase of 149.4% when compared with 2021.

In 2021, Spain was the third most popular destination for international tourism, based on arrivals and tourist revenue figures.

Tourists and same-day visitors



Arrival of international tourists. 2021

	Million
France	48.4
Mexico	31.9
Spain	31.2
Turkey	29.9
Italy	26.9

Income from international tourism. 2021

	Billions of US dollars.
United States of America	70.2
France	40.8
Spain	34.5
United Arab Emirates	34.4
United Kingdom	33.1

Source: World Tourism Organisation

Foreign resident travelling: on the level of 2019

Foreigners residing in Spain made 171.4 million trips in 2022, 19.9% more than in 2021. Overnight stays associated with these trips rose by 19.1% and spending increased by 54.6%. Travelling for leisure rose total spending by 59.8%, averaging at 75 euros of daily spending.

Andalucía is once again the main destination, with 16.4% of total trips made by residents, followed by Cataluña (14.1%), and the Comunitat Valenciana (10.5%).

Foreign residents made 10.9 million trips, about the same as in 2019, with a 6.19-day average duration.

Resident trips according to nationality

